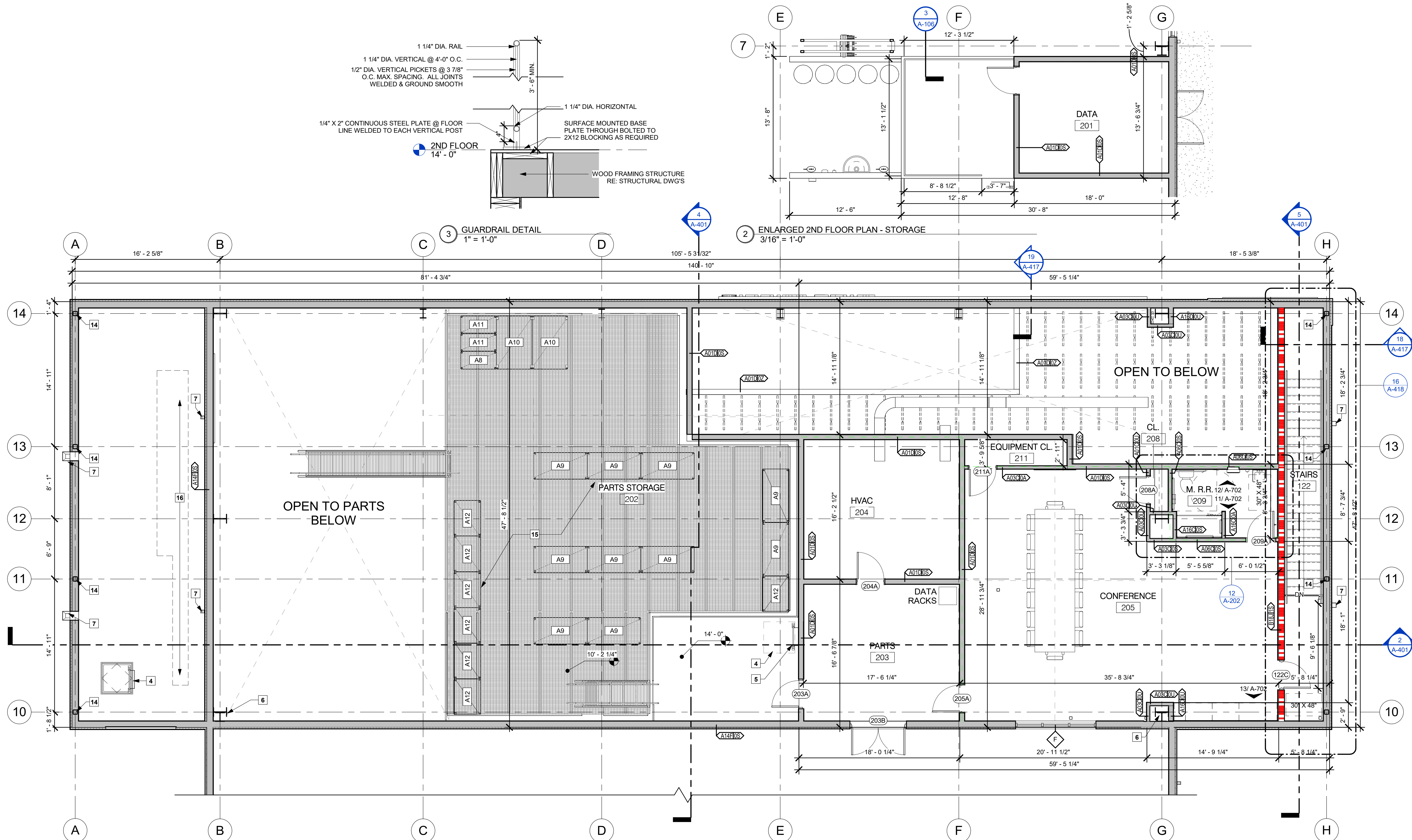


KEYNOTES TO SHEET



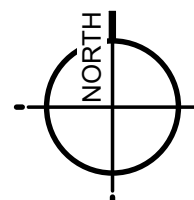
- INDICATES APPROXIMATE LOCATION OF OWNER-FURNISHED EQUIPMENT. CONTRACTOR SHALL COORDINATE FINAL LOCATIONS WITH EQUIPMENT SUPPLIER. CONTRACTOR AND SUBCONTRACTORS SHALL PROVIDE POWER TO EQUIPMENT AND COORDINATE ALL REQUIRED CONNECTIONS WITH OWNER'S SUPPLIER.
- INDICATES OWNER-FURNISHED STORAGE SHELVING UNITS. CONTRACTOR SHALL COORDINATE INSTALLATION WITH SHELVING SUPPLIER. LIGHTING IN THESE AREAS SHALL BE COORDINATED BETWEEN THE SHELVING SUPPLIER, CONTRACTOR, AND ELECTRICAL CONTRACTOR. SHELVING SUPPLIER SHALL IDENTIFY LOCATIONS REQUIRING LIGHTING BENEATH GRATED METAL DECKING ABOVE FOR CONTRACTOR INSTALLATION.
- INDICATES PAINTED STEEL STAIRS FURNISHED BY SHELVING SUPPLIER. COORDINATE FINAL LOCATIONS AND INSTALLATION WITH SHELVING SUPPLIER.
- DASHED LINE INDICATES APPROXIMATE LOCATION OF ROOF SCUTTLE TO ROOFING ABOVE. COORDINATE EXACT SIZE AND LOCATION OF ROOF PENETRATION WITH APPROVED ROOF SCUTTLE MANUFACTURER.
- INDICATES WALL-MOUNTED LADDER TO ROOF SCUTTLE ABOVE. CONTRACTOR SHALL COORDINATE EXACT LADDER LOCATION WITH ROOF SCUTTLE MANUFACTURER AND SUPPLIER.
- INDICATES PROBABLE WIND BRACING FOR STEEL STRUCTURE. BUILDING SUPPLIER SHALL VERIFY IF WIND BENT FRAMING IS REQUIRED AND COORDINATE SIZES AND LOCATIONS WITH ARCHITECT AND STRUCTURAL ENGINEER TO MAINTAIN REQUIRED CLEARANCES. STEEL SHOP DRAWINGS AND BUILDING SUPPLIER DESIGN SHALL BE SUBMITTED AND APPROVED PRIOR TO FORMING AND POURING BUILDING SLAB.
- INDICATES APPROXIMATE LOCATION OF BUILDING DOWNSPOUT FURNISHED BY BUILDING MANUFACTURER. PROVIDE CONCRETE SPLASH BLOCK AT ALL DOWNSPOUTS. PROVIDE GUTTERS AND DOWNSPOUTS IN COLORS MATCHING ADJACENT SIDING.
- DASHED LINE INDICATES APPROXIMATE SIZE OF COILING DOOR HOUSING. CONTRACTOR SHALL COORDINATE INSTALLATION OF ALL OVERHEAD ACTING DOORS. AT THESE BAYS, DOOR HOUSINGS SHALL BE COORDINATED WITH BRIDGE CRANE COLUMNS AND BEAMS ABOVE TO AVOID CONFLICTS.
- SEE STRUCTURAL DRAWINGS FOR FRAMING PLANS AND DECKING/HANDRAIL DETAILS ABOVE THIS AREA.
- INDICATES WALL-MOUNTED PAINTED STEEL LADDER TO OPEN DECKING AREA AND DATA ROOM ABOVE OIL COMPRESSOR ROOM. SEE DETAILS FOR LOCATION AND MOUNTING REQUIREMENTS. PROVIDE MODEL NO. DS-FV16 AS MANUFACTURED BY PLATFORMS AND LADDERS, OR APPROVED EQUAL, IN SELECTED COLOR.
- DASHED LINES INDICATE HOUSINGS FOR OVERHEAD ACTING DOORS. SEE SECTIONS AND DETAILS. CONTRACTOR AND SUPPLIER SHALL COORDINATE REQUIRED CLEARANCE BETWEEN TOP OF DOORS AND BOTTOM WINDOW SILL ABOVE OVERHEAD DOORS.
- INDICATES HANDWASH SINK. SEE MECHANICAL AND PLUMBING DRAWINGS FOR MANUFACTURER AND PLUMBING REQUIREMENTS.
- INDICATES EYEWASH STATION LOCATION. SEE MECHANICAL AND PLUMBING DRAWINGS.
- 6"x6" HSS COLUMNS AT NORTH AND SOUTH END WALLS. PROVIDED BY PEMB MANUFACTURER.
- STEEL MEZZININE DECK FOR PARTS PROVIDED BY OWNER.
- CONTRACTOR TO PROVIDE INSULATED CURB AS REQUIRED FOR EQUIPMENT SUPPORT. PROVIDE PREFINISHED METAL FLASHING, COUNTERFLASHING, AND COPING ON ENTIRE CURB. COORDINATE SIZE, HEIGHT, AND INSTALLATION REQUIREMENTS WITH ROOFING AND MECHANICAL EQUIPMENT MANUFACTURER.

FLOOR PLAN LEGEND

- SOUND ATTENUATION INSULATION AS SPECIFIED
- 11R FIRE RATED WALL



1 ENLARGED PLAN - SECOND FLOOR
3/16" = 1'-0"



NEW CONSTRUCTION
FORD PRO
FOR
MIKE WILLIS
2010 PATTON ST.

COPYRIGHT 2026,
RANDY M. GOODLOE, AIA, APAC
ALL INFORMATION, EITHER DRAWN, WRITTEN,
OR IMPLIED APPEARING IN THIS DOCUMENT
SHALL NOT BE DUPLICATED, DISCLOSED, OR
OTHERWISE USED WITHOUT THE WRITTEN
PERMISSION OF THE AUTHOR, RANDY M.
GOODLOE, AIA, APAC. THIS DOCUMENT IS AN
INSTRUMENT OF SERVICE AND IS THE SOLE
PROPERTY OF THE AUTHOR. FURTHERMORE,
THE USE OF THIS DOCUMENT FOR ANY
PURPOSE SHALL BE REVOKED, IF THE INTENT
OF THE DESIGN OR THE CONSTRUCTION
TECHNIQUES OR DETAILS SHOWN HEREIN
ARE NOT ADHERED TO OR THE
CONTRACTUAL AGREEMENT GOVERNING
THEIR USE ARE NOT STRICTLY ADHERED TO.

PROJECT NO.

25012

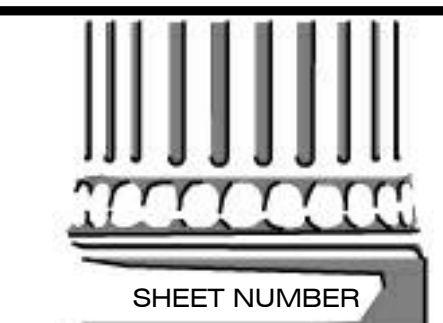
PROJECT MANAGER

TM

DATE ISSUED

2026.05.22

REVISED



SHEET NUMBER

A-106
ENLARGED 2ND FLOOR
PLAN